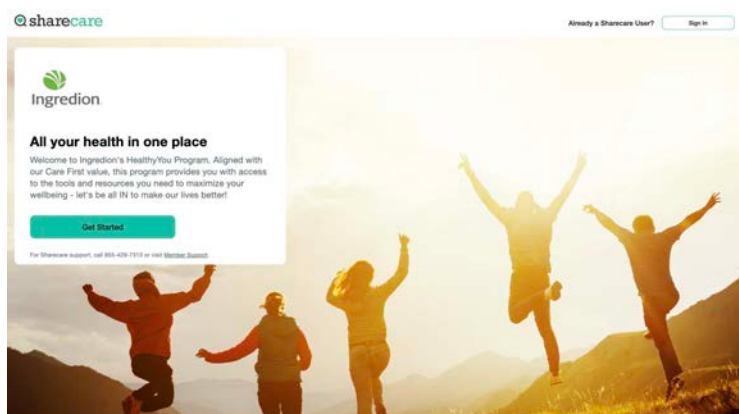


Take your first step to a younger you

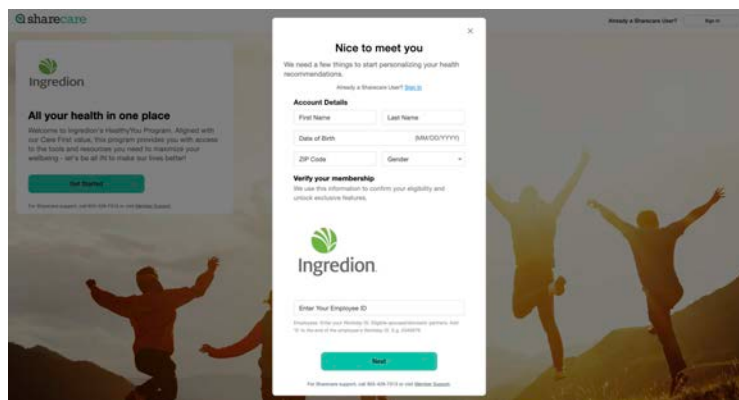
How to register for Sharecare



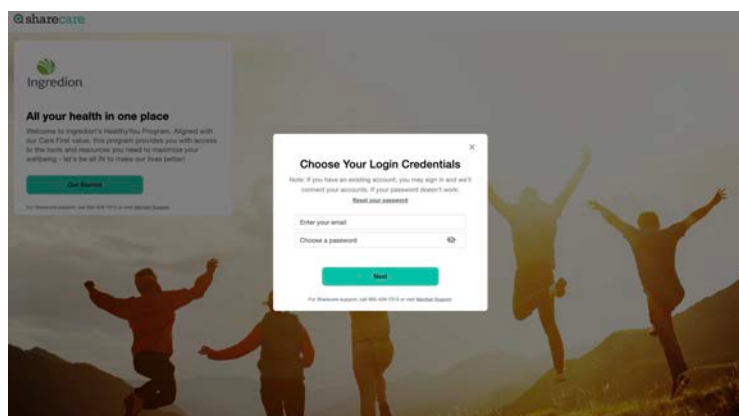
- 1 Using your desktop, get started at ingredion.sharecare.com. New users select Get Started. Existing Sharecare users, select Sign In to link to your Ingedion information.



- 2 Complete the required fields including your Ingedion Workday ID. Spouses/domestic partners add 'S' to the end of the employee's Workday ID (ex 234567S). Click Next.

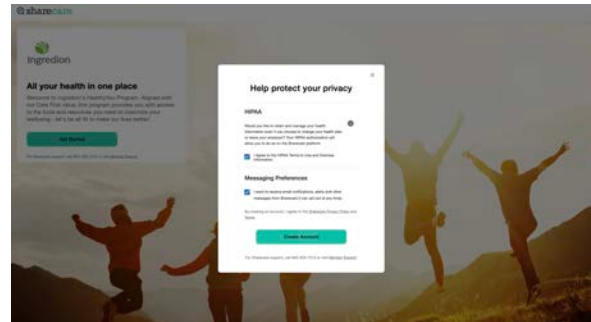


- 3 Choose your login credentials and click Next.

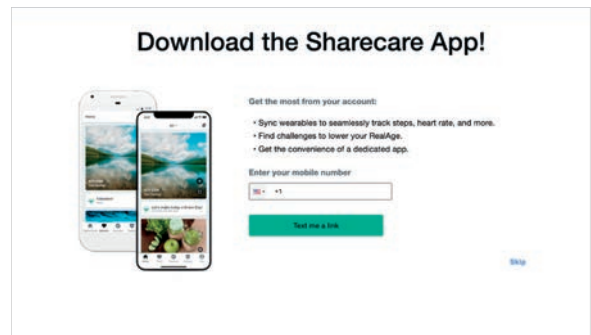


How to register for Sharecare

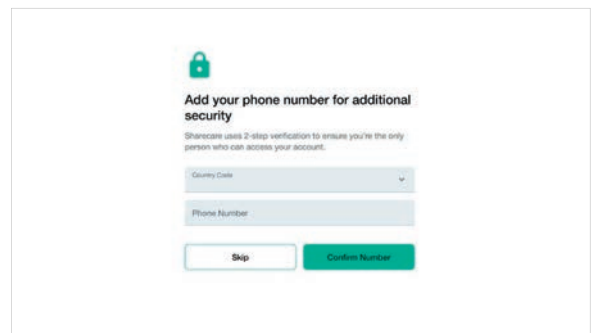
- 4 Acknowledge your authorizations and messaging preferences. Then click Create Account.



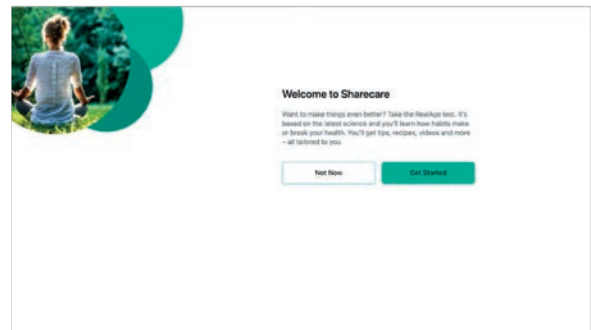
- 5 Enter your mobile phone number to receive a text with a link to download the Sharecare app.



- 6 Add your phone number. As an additional layer of account security, Sharecare features multi-factor authentication (2-step verification). First time sign in will require a 6-digit verification code. Verification is available via, email, SMS or voice (mobile or landline).



- 7 Click Get Started to take the RealAge test. If you have taken the RealAge test previously, you will need to complete it again after linking your accounts.



For more information, call 855-429-7313.